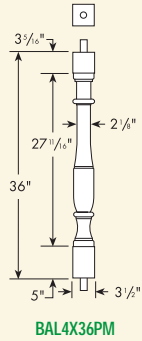


7" Balustrade System
Baluster - Piedmont (PM)



BAL4X36PM

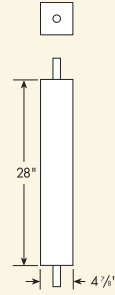

Part Number

Maximum Center-to-Center Distance To Meet 4" Rule.
(See Page 2 BL For Details)

BAL4X36PM

6 1/16"

7" Balustrade System
Baluster - Square (SQ)



BAL5X28SQ

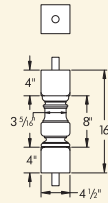
Part Number

Maximum Center-to-Center Distance To Meet 4" Rule.
(See Page 2 BL For Details)

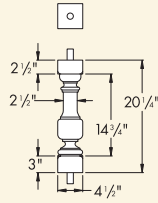
NEW BAL5X28SQ

8 13/16"

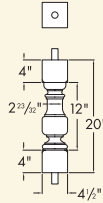
7" Balustrade System
Baluster - Rosedale (RL)



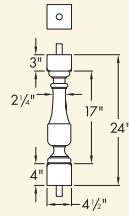
BAL5X16RL



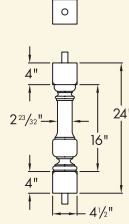
BAL5X20RLOB*



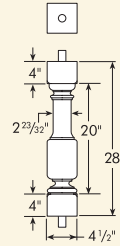
BAL5X20RL



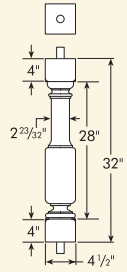
BAL5X24RLOB*



BAL5X24RL



BAL5X28RL



BAL5X32RL

Part Number

Maximum Center-to-Center Distance To Meet 4" Rule.
(See Page 2 BL For Details)

NEW BAL5X16RL

7 7/32"

BAL5X20RLOB*

6 7/16"

NEW BAL5X20RL

6 5/8"

BAL5X24RLOB*

6 3/16"

NEW BAL5X24RL

6 5/8"

NEW BAL5X28RL

6 5/8"

NEW BAL5X32RL

6 5/8"

*Cannot be used for stair applications.

