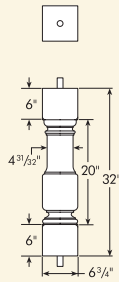


12" Balustrade System Baluster - Rosedale (RL) (continued)



BAL7X32RL

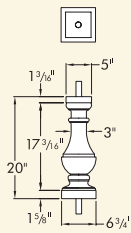
Part Number

Maximum Center-to-Center Distance To Meet 4" Rule.
(See Page 2 BL For Details)

NEW BAL7X32RL

8 7/8"

12" Balustrade System Baluster - Claremont (CL)



BAL6X20CL*

Part Number

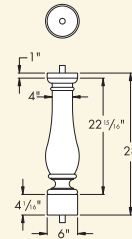
Maximum Center-to-Center Distance To Meet 4" Rule.
(See Page 2 BL For Details)

BAL6X20CL*

7"

*Cannot be used for stair applications.

12" Balustrade System Baluster - Jillian (JI)



BAL6X28JI*

Part Number

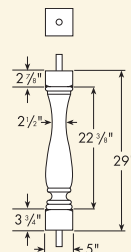
Maximum Center-to-Center Distance To Meet 4" Rule.
(See Page 2 BL For Details)

NEW BAL6X28JI*

7 15/16"

*Cannot be used for stair applications.

12" Balustrade System Baluster - Trinity (TY)



BAL5X29TY

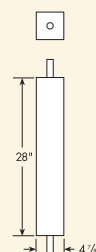
Part Number

Maximum Center-to-Center Distance To Meet 4" Rule.
(See Page 2 BL For Details)

BAL5X29TY

6 7/16"

12" Balustrade System Baluster - Square (SQ)



BAL5X28SQ

Part Number

Maximum Center-to-Center Distance To Meet 4" Rule.
(See Page 2 BL For Details)

NEW BAL5X28SQ

8 13/16"