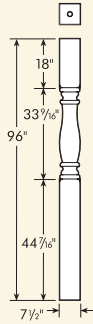


6" Balustrade System Porch Post

Post is load bearing and reinforced.*



Part Number

Porch Post Installation Kit**
(See Installation Guide Page 33)

Load Rating/Dead Load

PP8X96

PPK8

3000#

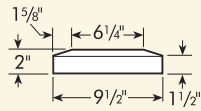
Note: PPK8 included with this Porch Post.

*Porch Post can be field trimmed to various heights without losing load rating.
 **Hardware included to secure one PP8X96.
 (2 qty.) Column Mounting Plates.
 (4 qty.) #14 x 2" Stainless Steel Sheet Metal Screws.
 Fasteners to mount angle brackets to floor surface not provided.
 Trim Collar must be ordered separate.

6" Balustrade System Newel Post Accessories

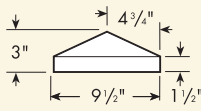
Part Number

Coordinating Newel Post Accessories



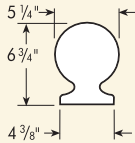
PST10X10F
Post Top - Flat

B5X7



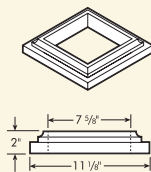
PST10X10P
Post Top - Peaked

—



B5X7
Ball

PST10X10F



TC8
Base Trim Collar

—