

12" Balustrade System Newel Post


Three piece Post reinforced, height trimable.

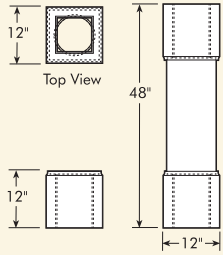
UNATTACHED ACCESSORIES

Newel Post Installation Kit*
(See Installation Guide Page 38)

Moulding - Miter and cut for Newel post accent.
(See Mouldings Section/Catalog Pages 26 ML-27 ML)


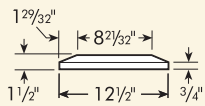

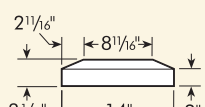

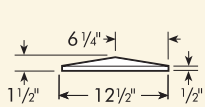

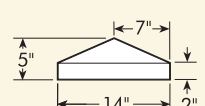

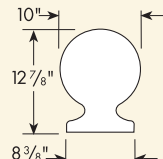
Part Number	Newel Post Installation Kit*	UNATTACHED ACCESSORIES
NP12X48	NPK12	MLD601, MLD602, MLD610, MLD611





*Includes hardware to secure one NP12X48:
(2 qty.) 3/8" - 16 Hex Nuts.
(2 qty.) 3/8" - Lock Washers.
(2 qty.) 3/8" - USS Flat Washers.
(2 qty.) Corner Brackets.
(2 qty.) 3/8" - 16 x 39" Threaded Rods.
(8 qty.) #10 x 3/8" Flat Head Self Tapping Screws.
(1 qty.) Steel Base Plate.

12" Balustrade System Newel Post Accessories

Part Number	Coordinating Newel Post Accessories
 <div style="display: flex; align-items: center; margin-top: 5px;">  <div style="margin-left: 10px;"> <p>PST13X13F Post Top - Flat</p> </div> </div>	B10X13
 <div style="display: flex; align-items: center; margin-top: 5px;">  <div style="margin-left: 10px;"> <p>PST14X14F Post Top - Flat</p> </div> </div>	B10X13
 <div style="display: flex; align-items: center; margin-top: 5px;">  <div style="margin-left: 10px;"> <p>PST13X13P Post Top - Peaked</p> </div> </div>	—
 <div style="display: flex; align-items: center; margin-top: 5px;">  <div style="margin-left: 10px;"> <p>PST14X14P Post Top - Peaked</p> </div> </div>	—
 <div style="display: flex; align-items: center; margin-top: 5px;">  <div style="margin-left: 10px;"> <p>B10X13 Ball</p> </div> </div>	PST13X13F PST14X14F